



GRUPPO OSPEDALIERO
SAN DONATO



OSPEDALE
SAN RAFFAELE



AORTIC ∞ SURGERY PERIPHERAL & VENOUS H T D I 2018 HOW TO DO IT

8th INTERNATIONAL COURSE

MILANO - ITALY

DECEMBER 13th - 15th, 2018

Chairmen

Roberto Chiesa, Germano Melissano

Ospedale San Raffaele, Milano

Università Vita-Salute San Raffaele, Milano

www.aorticsurgery.it



Dear Colleagues,

it is with great pleasure that we hereby announce the 8th edition of the International Course: **Aortic Surgery | Peripheral & Venous "How To Do It"** to be held on December 13th - 15th, 2018 at Ospedale San Raffaele in Milano.

We are delighted and honored to announce a truly international faculty of almost 250 experts in their fields and distinguished keynote lecturers who will share their outstanding experience.

The main philosophy of the meeting will be unchanged and our mission will be to offer to the participants an update, focused mostly on the practical aspect of vascular surgery, through a dynamic format based on rapid paced presentations and several in-depth workshops particularly designed for young doctors.

However, there will be several changes and improvements in the format that we hope will enhance everybody's experience:

- Multidisciplinary up-to-date topics
- Abdominal and thoracic aortic disease
- Peripheral, carotid and venous disease
- Keynote lectures by acknowledged opinion leaders
- World-class speakers
- Intense panel discussions
- Controversies / Debates
- Hands-on workshops
- Simulators
- Recorded live cases
- Industry updates
- E-posters from young investigators
- Cardiovascular Nursing Symposium
- English official language

We very much look forward to welcoming you in Milano next December for what we hope will be an enjoyable and rewarding meeting.



Roberto Chiesa



Germano Melissano



In cooperation with the world best vascular meetings



www.veithsymposium.org



www.vascular-course.com



www.cice.com.br



www.leipzig-interventional-course.com



www.sitesymposium.com



www.civ-world.org



www.portovascularconference.com



www.aortic-live.com



www.imacourse.com

International Advisory Board



Alessandro Castiglioni
Milano - Italy



Laurent Chiche
Paris - France



Mohamed Hosny
Cairo - Egypt



Michael J.H.M. Jacobs
Maastricht - The Netherlands



Heinz Jakob
Essen - Germany



Tilo Kölbel
Hamburg - Germany



Armando C. Lobato
São Paulo SP - Brazil




Armando Mansilha
Porto - Portugal



Vicente Rimbau
Barcelona - Spain



Andrej Schmidt
Leipzig - Germany



Frank J. Veith
New York City NY - USA




Alberto Zangrillo
Milano - Italy



UNDER THE AUSPICES OF



Società Italiana di Chirurgia
Vascolare ed Endovascolare



Sistema Sanitario  Regione
Lombardia






	PINTA ROOM	ARRHYTHMOLOGY ROOM	NINA ROOM
08:00			
08:15			
08:30			
08:45			
09:00			
09:15			
09:30			
09:45			
10:00	GORE SYMPOSIUM "A great story of commitment to innovation"		HANDS-ON WORKSHOP ON SIMULATORS "Turning REVAR into an elective EVAR" (1 st Session)
10:15			
10:30			
10:45			
11:00			
11:15		WORKSHOP "Advanced Aortic Procedure - Italian Expert Meeting (IEM)"	
11:30			
11:45			
12:00			
12:15			
12:30			
12:45			



PARACELSO ROOM 1	PARACELSO ROOM 2	UNIVERSITY ROOM	
HANDS-ON WORKSHOP ON SIMULATORS "Open AAA repair" (1 st Session)	HANDS-ON WORKSHOP ON SIMULATORS "Aortic arch debranching and repair" (1 st Session)		08:00
			08:15
			08:30
			08:45
			09:00
			09:15
			09:30
			09:45
			10:00
			10:15
			10:30
			10:45
			11:00
			11:15
			11:30
			11:45
HANDS-ON WORKSHOP ON SIMULATORS "Open AAA repair" (2 nd Session)	HANDS-ON WORKSHOP ON SIMULATORS "Aortic arch debranching and repair" (2 nd Session)		12:00
			12:15
			12:30
			12:45



	SANTA MARIA ROOM	PINTA ROOM	NINA ROOM		
13:00	Session 1 Miscellanea		HANDS-ON WORKSHOP ON SIMULATORS EVAR (1st Session)		
13:15					
13:30					
13:45					
14:00	Session 2 Carotid I 				
14:15					
14:30					
14:45					
15:00	Industry Focus 1				
15:15					
15:30					
15:45	Keynote Lecture I Benjamin W. Starnes				
16:00	Session 3 Endoleaks	HANDS-ON WORKSHOP “New frontiers in the treatment of DVT: from pharmacological therapy to endovascular treatment”	HANDS-ON WORKSHOP ON SIMULATORS EVAR (2nd Session)		
16:15					
16:30					
16:45					
17:00	Session 4 Aorta and peripheral arteries				
17:15					
17:30					
17:45					
18:00	Industry Focus 2				
18:15					
18:30	Keynote Lecture II Michel S. Makaroun				
18:45	Session 5 AAA EVAR 				
19:00					
19:15					
19:30					



	PARACELSO ROOM 1	PARACELSO ROOM 2	UNIVERSITY ROOM
13:00	HANDS-ON WORKSHOP ON SIMULATORS "Open AAA repair" (2 nd Session)	HANDS-ON WORKSHOP ON SIMULATORS "Aortic arch debranching and repair" (2 nd Session)	
13:15			
13:30			
13:45			
14:00			
14:15			
14:30			
14:45			
15:00			
15:15			
15:30			
15:45			
16:00			
16:15			
16:30			
16:45			
17:00			
17:15			
17:30			
17:45			
18:00			
18:15			
18:30			
18:45			
19:00			
19:15			
19:30			



	SANTA MARIA ROOM	PINTA ROOM	NINA ROOM	
08:00	Session 6 How to overcome the current unmet needs in TEVAR 	WORKSHOP “How to write a paper... that gets published”		
08:15				
08:30				
08:45				
09:00	Session 7 Aortic arch			
09:15				
09:30				
09:45				
10:00	Industry Focus 3			
10:15				
10:30	Keynote Lecture III Alan Lumsden			
10:45	Session 8 Juxta/Para renal AAA			
11:00				
11:15				
11:30				
11:45	Session 9 Complex aortic procedures	WORKSHOP “Understanding Professional Guidelines”		
12:00				
12:15				
12:30				
12:45	INAUGURATION CEREMONY			
13:00	Keynote Lecture IV Gustavo S. Oderich			
13:15	LUNCH			
13:30				
13:45				
14:00				
14:15				
		E-POSTER SESSION 1		



	PARACELSO ROOM	UNIVERSITY ROOM 1	UNIVERSITY ROOM 2	
08:00	HANDS-ON WORKSHOP "Foam sclerotherapy: from aesthetic to functional disease" (1 st Session)	HANDS-ON WORKSHOP ON SIMULATORS "For AAA and Iliac Branched Devices platform" (1 st Session)		08:00
08:15				08:15
08:30				08:30
08:45				08:45
09:00				09:00
09:15				09:15
09:30				09:30
09:45				09:45
10:00				10:00
10:15				10:15
10:30				10:30
10:45				10:45
11:00	HANDS-ON WORKSHOP "Foam sclerotherapy: from aesthetic to functional disease" (2 nd Session)	HANDS-ON WORKSHOP ON SIMULATORS "For AAA and Iliac Branched Devices platform" (2 nd Session)		11:00
11:15				11:15
11:30				11:30
11:45				11:45
12:00				12:00
12:15				12:15
12:30				12:30
12:45				12:45
13:00	LUNCH	LUNCH	JOTEC - CRYOLIFE LUNCH SYMPOSIUM	13:00
13:15				13:15
13:30				13:30
13:45				13:45
14:00				14:00
14:15				14:15





	SANTA MARIA ROOM	PINTA ROOM	NINA ROOM
14:30	Session 10 Ruptured AAA	WORKSHOP “Negative pressure therapy in vascular surgery”	
14:45			
15:00			
15:15			
15:30	Session 11 Aortic arch & dissection		
15:45			
16:00			
16:15			
16:30	Industry Focus 4		
16:45			
17:00	Keynote Lecture V Germano Melissano		
17:15	Session 12 Type B dissection 		
17:30			
17:45			
18:00			
18:15			
18:30	Industry Focus 5		
18:45			
19:00	Keynote Lecture VI Alberto Corsini		
19:15			
19:30			



	PARACELSO ROOM	UNIVERSITY ROOM 1	UNIVERSITY ROOM 2	
	HANDS-ON WORKSHOP "Peripheral revascularization with Omniflow graft"	HANDS-ON WORKSHOP ON SIMULATORS "For AAA and Iliac Branched Devices platform" (3 rd Session)		14:30
				14:45
				15:00
				15:15
				15:30
				15:45
				16:00
				16:15
				16:30
				16:45
				17:00
	HANDS-ON WORKSHOP "Carotid endarterectomy"	HANDS-ON WORKSHOP ON SIMULATORS "For AAA and Iliac Branched Devices platform" (4 th Session)		17:15
				17:30
				17:45
				18:00
				18:15
				18:30
				18:45
				19:00
				19:15
				19:30



	SANTA MARIA ROOM	PINTA ROOM	NINA ROOM		
08:00	Session 13 More interesting aortic topics		HANDS-ON WORKSHOP ON SIMULATORS “Turning REVAR into an elective EVAR” (2 nd Session)		
08:15					
08:30					
08:45					
09:00	Session 14 Venous disease 				
09:15					
09:30					
09:45					
10:00	Industry Focus 6				
10:15					
10:30	Keynote Lecture VII James H. Black III				
10:45	Session 15 Infections	WORKSHOP “Deep Venous Thrombosis”	HANDS-ON WORKSHOP ON SIMULATORS “Turning REVAR into an elective EVAR” (2 nd Session)		
11:00					
11:15					
11:30					
11:45	Session 16 Organ protection 				
12:00					
12:15					
12:30					
12:45	Industry Focus 7				
13:00					
13:15					
13:30					
13:30	Keynote Lecture VIII Joseph S. Coselli				
13:45	LUNCH				
14:00					
14:15					
		E-POSTER SESSION 2	LUNCH		



	PARACELSO ROOM	UNIVERSITY ROOM 1	UNIVERSITY ROOM 2	VASCULAR SURGERY OUTPATIENT CLINIC	
08:00		HANDS-ON WORKSHOP ON SIMULATORS "For AAA and Iliac Branched Devices platform" (5 th Session)		HANDS-ON WORKSHOP "Carotid duplex ultrasound"	08:00
08:15					08:15
08:30					08:30
08:45					08:45
09:00					09:00
09:15					09:15
09:30					09:30
09:45					09:45
10:00					10:00
10:15					10:15
10:30					10:30
10:45					10:45
11:00	HANDS-ON WORKSHOP "New solutions for venous disease"	HANDS-ON WORKSHOP ON SIMULATORS "For AAA and Iliac Branched Devices platform" (6 th Session)		HANDS-ON WORKSHOP "Venous duplex ultrasound"	11:00
11:15					11:15
11:30					11:30
11:45					11:45
12:00					12:00
12:15					12:15
12:30					12:30
12:45					12:45
13:00					13:00
13:15					13:15
13:30					13:30
13:45					13:45
14:00	LUNCH	LUNCH	BOSTON SCIENTIFIC LUNCH SYMPOSIUM "Venous disease management: from acute to chronic for an optimal patient pathway"	LUNCH	14:00
14:15					14:15



	SANTA MARIA ROOM	PINTA ROOM	NINA ROOM
14:30	Session 17 Visceral arteries 	HANDS-ON WORKSHOP ON SIMULATORS “When varicose veins are only the tip of the iceberg”	
14:45			
15:00			
15:15			
15:30			
15:45	Session 18 Aortic valve & ascending aorta		
16:00			
16:15			
16:30	Industry Focus 8		
16:45			
17:00	Young Investigators Competition		
17:15	Keynote Lecture IX Eric Verhoeven		
17:30	Session 19 Carotid II - Vascular malformations		
17:45			
18:00			
18:15			
18:30			
18:45	CLOSING REMARKS		
19:00			
19:15			
19:30			



	PARACELSO ROOM	UNIVERSITY ROOM 1	UNIVERSITY ROOM 2
14:30	HANDS-ON WORKSHOP "Graduated compression for vein and lymphatic disease"	HANDS-ON WORKSHOP ON SIMULATORS "For AAA and Iliac Branched Devices platform" (7th Session)	
14:45			
15:00			
15:15			
15:30			
15:45			
16:00			
16:15			
16:30			
16:45			
17:00			
17:15			
17:30			
17:45			
18:00			
18:15			
18:30			
18:45			
19:00			
19:15			
19:30			

18

CAROTID I

Moderators:

Moderators: Andrej Schmidt,
Bruno Gossetti,
Gaetano Lanza

Thursday, December 13th - AFTERNOON - Santa Maria Room



17.00	SESSION 4 AORTA AND PERIPHERAL ARTERIES Moderators: Dalmazio Frigerio, Michel S. Makaroun, Alessandro Pini
17.01	Is the 5.0/5.5 threshold for the treatment of AAA still justified? Speaker: Frank Vermassen
17.07	Management of peripheral arterial aneurysms in patients with vascular connective tissue disorders Speaker: Isabelle Van Herzeele
17.13	Ruptured TAAA with 4 branches chimney Speaker: Francesco Intrieri
17.19	Open aortic and peripheral arterial surgery as rescue for impossible or complicated endovascular procedures Speaker: Melina Vega de Céniga
17.25	Multimodality imaging of vasculitis Speaker: Francesco De Cobelli
17.31	Thoracic outlet syndrome: standardized selection and surgical approach yields optimal results Speaker: Laurent Chiche
17.37	Identification of a novel circulating discrimination for aortic ectasia in Marfan Syndrome Speaker: Alessandro Pini
17.43	Renal protection during open complex aortic surgery Speaker: Yamume Tshomba
17.49-17.59	Round table/Discussion
18.00-18.29	INDUSTRY FOCUS 2
18.30-18.45	KEYNOTE LECTURE II Michel S. Makaroun Open conversion for failed EVAR



18.46	SESSION 5 AAA EVAR Moderators: Laurent Chiche, Luca Di Marzo, Giancarlo Palasciano	
18.47	Management of large common iliac arteries during EVAR Speaker: Nabil Chakfé	
18.53	Second Harmonic Generation Imaging for analysis of tissue remodelling in AAA development Speaker: Tina Cohnert	
18.59	10 year outcome analysis of the ITER registry for infra renal AAA Speaker: Giovanni Pratesi	
19.05	The AIDA trial: prophylactic mesh augmentation of the abdominal wall following AAA surgery Speaker: Sebastian Debus	
19.11	Laparoscopic aortic surgery Speaker: Marc Coggia	
19.17	Contrast free approach of patients with abdominal aortic diseases and renal insufficiency Speaker: Alessia Giaquinta	
19.23	The feasibility of ambulatory EVAR Speaker: Olivier A. Goëau-Brissonnière	
19.29	Spontaneous rupture of the aorta Speaker: Maria Grazia Bordonì	
19.35-19.45	Round table/Discussion	



08.00-08.59	SESSION 6 HOW TO OVERCOME THE CURRENT UNMET NEEDS IN TEVAR Moderators: Vicente Rimbau, Stefano Campanini, Michel S. Makaroun	
	Panellists: Jean-Marc Alsac Martin Czerny Mauro Gargiulo Tilo Kölbel Gustavo S. Oderich Santi Trimarchi	
09.00	SESSION 7 AORTIC ARCH Moderators: James H. Black III, Wilhelm Sandmann, Giovanni Simonetti	
09.01	Retrograde dissection and stent-graft induced new entry tear after endovascular aortic repair for thoracic aortic dissection Speaker: Ludovic Canaud Discussant: Andrea Ascoli Marchetti	
09.08	Aortic arch aneurysm: hybrid vs total endo treatment Speaker: Franco Grego Discussant: Pasqualino Sirignano	
09.15	Total arch repair and epiaortic vessels de-branching in acute Type A dissection. Preparing a safe proximal LZ for TEVAR Speaker: Álvaro Laranjeira Santos Discussant: Alberto Froio	
09.22	Current management and outcome of acute dissection with proximal entry tear in the arch Speaker: Santi Trimarchi Discussant: Alberto Scuro	
09.29	Technical tips of arch replacement in preparation for TAAA repair Speaker: Christian D. Etz Discussant: Luca Apruzzi	
09.36	Hybrid treatment of arch aneurysms Speaker: Andrea L. Kahlberg Discussant: Anna Maria Socrate	
09.43	Double inner branch devices for arch disease: results from an Italian registry Speaker: Ciro Ferrer Discussant: Vittorio Baratta	
09.50-09.59	Round table/Discussion	
10.00-10.29	INDUSTRY FOCUS 3	
10.30-10.45	KEYNOTE LECTURE III Alan Lumsden Imaging for advanced aortic interventions	



10.46	SESSION 8 JUXTA/PARA RENAL AAA Moderators: Piergiorgio Cao, Arnaldo Ippoliti, Eric Verhoeven
10.47	Comparative analysis of fenestrated and chimney stent-graft Speaker: Benjamin Chua
10.53	Extent of aortic coverage with open surgery, fenestrated or branched stent-graft Speaker: Enrico Rinaldi
10.59	Inner branches device a possible off-the-shelf solution for juxta/para renal AAA Speaker: Marcelo Ferreira
11.05	Use of abdominal chimney for juxta/para renal AAA: pros and cons Speaker: Sonia Ronchey
11.11	Concurrent comparison of fenestrated endografting and open repair for para renal AAA Speaker: Fabio Verzini
11.17	Treatment choices for juxta/para renal AAA in Egypt Speaker: Mohamed Hosny
11.23-11.33	Round table/Discussion
11.34	SESSION 9 COMPLEX AORTIC PROCEDURES Moderators: Mauro Ferrari, Marcelo Ferreira, Nicola Mangialardi
11.35	Solutions to serious complications after complex f-EVAR/f-TEVAR Speaker: Gianfranco Fadda
11.41	f/b-EVAR: bridging stent devices in fenestrated and branched EVAR Speaker: Giuseppe Panuccio
11.47	f-EVAR after previous EVAR. Results and technical tips. (Results from nationwide database from the Netherlands) Speaker: Barend Mees
11.53	Results of endovascular treatment of TAAA treated urgently Speaker: Giovanni Torsello
11.59	Percutaneous access and closure of the axillary artery during complex aortic endovascular procedures Speaker: Luca Bertoglio
12.05	Fenestrated and branched endograft after previous open infra renal AAA repair Speaker: Mauro Gargiulo
12.11	Thoracic endovascular aortic repair fenestration & chimney technique: 4000 cases treated Speaker: Chang Shu
12.17	The fate of patients not operated for DTA and TAAA Speaker: Gabriele Piffaretti
12.23-12.39	Round table/Discussion
12.40-12.59	INAUGURATION CEREMONY
13.00-13.15	KEYNOTE LECTURE IV Gustavo S. Oderich Complex endovascular repair
13.16-14.29	LUNCH



14.30	SESSION 10 RUPTURED AAA Moderators: Patrizio M. Castelli, Antonio M. Jannello, Benjamin W. Starnes
14.31	Surgeon-modified endografts and off-the-shelf multi branched devices in complex aortic emergencies Speaker: Nikolaos Tsilimparis Discussant: Vittorio Baratta
14.38	Peculiarities of endovascular treatment for RAAA Speaker: Stefano Gennai Discussant: Giuseppe Cilli
14.45	Re-interventions after RAAA Speaker: Janet Powell Discussant: Diletta Loschi
14.52	Repair of RAAA in the presence of the horseshoe kidney Speaker: Lazar B. Davidovic Discussant: Maurizio Merlo
14.59	The risk of rupture for AAA Speaker: Igor Koncar Discussant: Luca Garriboli
15.06	EVAR for RAAA: how I do it and what are the results? Speaker: Benjamin W. Starnes Discussant: Vittorio Dorrucchi
15.13	Aortic endograft sizing in patients with RAAA Speaker: Zoran Rancic Discussant: Domenico Benevento
15.20-15.29	Round table/Discussion
15.30	SESSION 11 AORTIC ARCH & DISSECTION Moderators: Roberto Di Bartolomeo, Massimo Massetti, Claudio Muneretto
15.31	Impact of aortic root surgery during Type A aortic dissection Speaker: Ruggero De Paulis Discussant: Giuseppe Iaci
15.38	Fate of the distal aorta after surgery for Type A aortic dissection Speaker: Claudio F. Russo Discussant: Guido Gelpi
15.45	Hemiarch versus total arch replacement in the management of Type A aortic dissection Speaker: Mauro Rinaldi Discussant: Alessandro Verzini
15.52	Frozen Elephant Trunk for degenerative aortic aneurysm; moving to Zone 0 Speaker: Davide Pacini Discussant: Paola Redaelli
15.59	Long-term results of Frozen Elephant Trunk Speaker: Heinz G. Jakob Discussant: Gino Gerosa
16.06	Debranch first technique and Frozen Elephant Trunk in chronic Type A aortic dissection: why we do it? Speaker: Alessandro Castiglioni Discussant: Carlo Antona
16.13	An endovascular valve-carrying conduit for the treatment of acute Type A aortic dissection Speaker: Martin Czerny Discussant: Nicola Buzzatti
16.20	Ascending TEVAR Speaker: Tilo Kölbel Discussant: Luca Bertoglio
16.27-16.33	Round table/Discussion
16.34-17.03	INDUSTRY FOCUS 4
17.04-17.19	KEYNOTE LECTURE V Germano Melissano The STABILISE technique for acute/subacute Type B dissection



17.20	SESSION 12 TYPE B DISSECTION Moderators: Heinz G. Jakob, Joseph S. Coselli, Francesco Speziale	
17.21	Pregnancy and aortic dissection Speaker: James H. Black III	
17.27	Consistency of predictors of aortic events in uncomplicated Type B dissection Speaker: Santi Trimarchi	
17.33	How does the descending aortic geometry change during acute Type B aortic dissection? Speaker: Martin Czerny	
17.39	Lessons learnt in endovascular treatment of post-dissection aneurysms Speaker: Piotr Kasprzak	
17.45	Complex endovascular repair of post-dissection aortic aneurysms Speaker: Raffaele Pulli	
17.51	Intimal disruption (STABILISE concept) by dilatation of thoraco-abdominal aortic bare stents is our first line treatment to obtain complete distal sealing in both acute and chronic aortic dissections Speaker: Jean-Marc Alsac	
17.57	Treatment of chronic dissection with fenestrated and branched endografts: what have we learned? Speaker: Eric Verhoeven	
18.03	The final design of the INTACT-AD trial on uncomplicated Type B dissection Speaker: Firas F. Mussa	
18.09-18.19	Round table/Discussion	
18.20-18.49	INDUSTRY FOCUS 5	
18.50-19.05	KEYNOTE LECTURE VI Alberto Corsini Cholesterol, arterial inflammation and destabilization of atherosclerotic plaque: new indications and new weapons	



08.00	SESSION 13 MORE INTERESTING AORTIC TOPICS Moderators: Alan Lumsden, Stefano Michelagnoli, Carlo Setacci	
08.01	Endovascular treatment of thoracic aorta blunt trauma, complications and re-interventions Speaker: Luigi Irace	
08.07	Standard "off-the-shelf" multibranched thoraco-abdominal endograft in a multicenter experience Speaker: Roberto Silingardi	
08.13	Embolization in emergency setting Speaker: Gianpaolo Carrafiello	
08.19	3D printing in complex aortic disease Speaker: Enrico M. Marone	
08.25	Strategies to prevent Type II endoleak Speaker: Flavio Peinetti	
08.31	Adverse events during branched and fenestrated aortic stent grafting Speaker: Denis C. Rossato	
08.37	Mini-invasive open repair for AAA in the current EVAR era Speaker: Claudio Novali	
08.43	Type A dissection with malperfusion: arch repair first or TEVAR of descending aorta first? Speaker: Firas F. Mussa	
08.49-09.04	Round table/Discussion	

09.05	SESSION 14 VENOUS DISEASE Moderators: Armando Mansilha, Pierfrancesco Veroux, Arno von Ristow	
09.06	Venous reconstruction in oncological surgery: can the limit of operability be extended in vascular tumor invasion? Speaker: Arno von Ristow	
09.12	Acute deep vein thrombosis. Indications and treatment with a mechanical thrombectomy system Speaker: Domenico Baccellieri	
09.18	Central venous stenosis and occlusions: strategies to cross and maintain patency Speaker: Benjamin Chua	
09.24	Management and medical treatment of deep venous thrombosis Speaker: Adriana Visonà	
09.30	High technology for treating advanced chronic venous disease in low income population: breaking paradigms Speaker: Marcelo Liberato de Moura	
09.36	Mid-term sustained relief from headaches after balloon angioplasty of the internal jugular vein Speaker: Pierfrancesco Veroux	
09.42	Treating acute DVT with DOACs - advances and challenges Speaker: Armando Mansilha	
09.48-09.59	Round table/Discussion	
10.00-10.29	INDUSTRY FOCUS 6	
10.30-10.45	KEYNOTE LECTURE VII James H. Black III Surgical issues involving portal vein and IVC	



10.46	SESSION 15 INFECTIONS Moderators: Nabil Chakfè, Carlo Pratesi, Riccardo Rosati
10.47	Endovascular treatment of mycotic aneurysm - a paradigm shift Speaker: Anders Wanhainen Discussant: Sara Spelta
10.54	Surgery for post-operative infectious aneurysms of the aortic arch and descending thoracic aorta Speaker: Leo A. Bockeria Discussant: Fiore Ferilli
11.01	Treatment results of descending thoracic aortic graft and endograft infection: a systematic review Speaker: Andrea L. Kahlberg Discussant: Karaoglan Liberato de Moura
11.08	Aortic repair in patients with infection Speaker: Joseph S. Coselli Discussant: Pietro Mingazzini
11.15	Radical surgical strategies for infected thoracic endografts and esophageal fistula Speaker: Michael J.H.M. Jacobs Discussant: Andrea Melloni
11.22	Treatment of the esophagus in patients with aorto-esophageal fistulae Speaker: Paolo Parise Discussant: Alessandro Grandi
11.29	Surgery in aorto arteritis Speaker: Bashi V. Velayudhan Discussant: Matteo Bossi
11.36-11.44	Round table/Discussion

11.45	SESSION 16 ORGAN PROTECTION Moderators: Michael J.H.M. Jacobs, Gustavo S. Oderich, Domenico Palombo
11.46	Experimental animal model of ischemia and reperfusion injury Speaker: Bianca Pane Discussant: Niccolò Carta
11.53	Management of SCI using a systems biology approach: dream or soon a reality? Speaker: Bijan Modarai Discussant: Alberto Scuro
12.00	Intra-operative monitoring in TAAA surgery: San Raffaele prospective study Speaker: Ubaldo Del Carro Discussant: Emidio Costantini
12.07	Air embolism prevention during TEVAR Speaker: Tilo Kölbel Discussant: Luigi Rizzo
12.14	Evoked potentials during complex endovascular procedures Speaker: Gustavo S. Oderich Discussant: Vittorio Dorrucchi
12.21	Preconditioning by segmental artery embolization to prevent SCI with endovascular TAAA repairs Speaker: Andrej Schmidt Discussant: Domenico Benevento
12.28	How to stage complex endo procedures to prevent SCI Speaker: Tara M. Mastracci Discussant: Pasqualino Sirignano
12.35	Old and new methods to fight SCI in open and endovascular complex aortic interventions Speaker: Germano Melissano Discussant: Firas F. Mussa
12.42	Point of care based transfusion protocol in patients undergoing open thoraco-abdominal aortic aneurysm open repair Speaker: Fabrizio Monaco Discussant: Giovanni Tinelli



12.49-12.59	Round table/Discussion
13.00-13.29	INDUSTRY FOCUS 7
13.30-13.45	KEYNOTE LECTURE VIII Joseph S. Coselli Aortic arch repair
13.45-14.29	LUNCH





14.30	SESSION 17  VISCERAL ARTERIES Moderators: Mohamed Hosny, Maurizio Cariati, Francesco Spinelli
14.31	Chronic mesenteric artery pathologies Speaker: Nabil Chakfé
14.37	Chronic mesenteric ischemia: open surgical treatment Speaker: Carlo Ruotolo
14.43	Open surgery of visceral arteries Speaker: Stefano Camparini
14.49	Are there any indications for open surgery of the renal artery left? Speaker: Luis Mendes Pedro
14.55	Different techniques to treat visceral aneurysms Speaker: Irene Morelli
15.01	Endovascular treatment of visceral aneurysms: covered stenting vs transcatheter embolization Speaker: Massimo Venturini
15.07	Open and endovascular strategies for hepatic artery aneurysms repair Speaker: Daniele Mascia
15.13	Are there any indications for open surgery of the superior mesenteric and/or celiac arteries? Speaker: Erica Mitchell
15.19-15.27	Round table/Discussion

15.28	SESSION 18 AORTIC VALVE & ASCENDING AORTA Moderators: Ottavio Alfieri, Gino Gerosa, Francesco Musumeci
15.29	Mechanical or biological prosthesis in young patients in the TAVI era Speaker: Lorenzo Menicanti Discussant: David Ferrara
15.36	Aortic valve repair in bicuspid valve, new frontiers Speaker: Hans-Joachim Schäfers Discussant: Paolo Denti
15.43	New aortic annuloplasty ring for aortic valve repair Speaker: Michele De Bonis Discussant: Heinz G. Jakob
15.50	Borderline aortic dilatation: when should we operate on? Speaker: Carlo Antona Discussant: Giampiero Esposito
15.57	Ross operation in paediatric age Speaker: Alessandro Frigiola Discussant: Francesco Musumeci
16.04	Prosthetic valve sparing aortic root replacement - tips & tricks Speaker: Bashi V. Velayudhan Discussant: Elisabetta Lapenna
16.11	Sleeve operation an alternative solution for aortic root repair; when and why Speaker: Amando Gamba Discussant: Andrea Blasio
16.18	Personalised External Aortic Root Support (PEARS) in Marfan Syndrome Speaker: John Pepper Discussant: Andrea Giacomini
16.25	Autologous aortic valve reconstruction with glutaraldehyde-treated autologous pericardium Speaker: Shigeyuki Ozaki Discussant: Pierluigi Stefano
16.32-16.39	Round table/Discussion
16.40-17.09	INDUSTRY FOCUS 8



17.10-17.19	Winners of the Young Investigators Competition
17.20-17.35	KEYNOTE LECTURE IX Eric Verhoeven Technical lessons learned in over 1000 complex aortic endovascular procedures



17.36	SESSION 19 CAROTID II VASCULAR MALFORMATIONS Moderators: Benjamin Chua, Andrea Gaggiano, Francesco Stillo
17.37	Timing and indications for open carotid surgery in symptomatic patients Speaker: Raffaella Berchiolli
17.43	CAS in symptomatic patients: experience with the new stents Speaker: Domenico Alberti
17.49	Double antiplatelet therapy during carotid stenting Speaker: Giovanni Nano
17.55	Is there still a role for simultaneous coronary and carotid revascularization? Speaker: Raoul Borioni
18.01	General Anesthesia with Intra-operative Awakening (G.A.I.A.) in carotid endarterectomy Speaker: Giancarlo Accarino
18.07	Carotid body tumor: beyond Shamblin classification Speaker: Raffaello Dallatana
18.13	Carotid body tumors: surgical tips & tricks Speaker: Laurent Chiche
18.19	The treatment of vascular malformations of the limbs Speaker: Bruno Amato
18.25	Management of complex arterio-venous malformations with severe worsening evolution Speaker: Raul E. Mattassi
18.31	Vascular malformations: tailored treatment strategies Speaker: Benjamin Chua
18.37-18.44	Round table/Discussion
18.45-18.50	CLOSING REMARKS



BENJAMIN W. STARNES

I: THURSDAY, DECEMBER 13TH H.15.40-15:55

"Ruptured aneurysm protocol. Lessons from a busy aortic center"

- Professor and Chief, Division of Vascular Surgery, University of Washington
- Chief of Vascular and Endovascular Surgery, Harborview Medical Center
- The Alexander Whitehill Clowes, MD Endowed Chair in Vascular Surgery
- Vice Chair, Department of Surgery, University of Washington



MICHEL S. MAKAROUN

II: THURSDAY, DECEMBER 13TH H.18.30-18.45

"Open conversion for failed EVAR"

- Co-Director, UPMC Heart and Vascular Institute
- Professor and UPMC Chair, Division of Vascular Surgery
- Professor of Surgery and Clinical Translational Research at the University of Pittsburgh
- President, Society for Vascular Surgery (SVS)



ALAN LUMSDEN

III: FRIDAY, DECEMBER 14TH H.10.30-10.45

"Imaging for advanced aortic interventions"

- Walter W. Fondren III Chair, MD of the Houston Methodist DeBakey Heart & Vascular Center
- Chair of the Department of Cardiovascular Surgery at Houston Methodist Hospital
- He has contributed more than 200 papers to the medical literature, as well as numerous abstracts, books, and book chapters



GUSTAVO S. ODERICH

IV: FRIDAY, DECEMBER 14TH H.13.00-13.15

"Complex endovascular repair"

- Professor of Surgery - Chair, Division of Vascular and Endovascular Surgery
- Director of Aortic Center, Program Director for Vascular Training
- Associate Editor, Annals of Vascular Surgery
- Author of more than 500 peer-reviewed articles, abstracts, book chapters, editorials
- Roy Greenberg SVS Lecturer
- Author of the best-selling book: "Endovascular Aortic Repair: Current Techniques with Fenestrated, Branched and Parallel Stent-Grafts"



GERMANO MELISSANO

V: FRIDAY, DECEMBER 14TH H.17.04-17.19

"The STABILISE technique for acute/subacute Type B dissection"

- Associate Professor of Vascular Surgery, "Vita-Salute" San Raffaele University, Milano - Italy
- Distinguished Visiting Professor Stanford University and Washington University
- Presidential Guest Lecturer at the Western Society for Vascular Surgery
- Honorary Member of the Society for Clinical Vascular Surgery
- Co-founder and Co-chairman of the International Congress: "Aortic Surgery - How to do it"




ALBERTO CORSINI

VI: FRIDAY, DECEMBER 14TH H.18.50-19.05

"Cholesterol, arterial inflammation and destabilization of atherosclerotic plaque: new indications and new weapons"

- Full Professor of Pharmacology - Chair of the Department of Pharmacological and Biomolecular Sciences, University of Milano
- Member of the Executive Committee of the Italian Society for the Study of Atherosclerosis
- Participation to the Editorial Board of: Clinical Therapeutics, Cardiovascular Drug and Therapy, Pharmacological Research, Cancer and Aging



JAMES H. BLACK III

VII: SATURDAY, DECEMBER 15TH H.10.30-10.45

"Surgical issues involving portal vein and IVC"

- Chief, Division of Vascular Surgery and Endovascular Therapy, Johns Hopkins Hospital
- David Goldfarb, MD Endowed Research Professor, Johns Hopkins School of Medicine
- President-Elect, Vascular and Endovascular Surgery Society
- Distinguished Fellow, Society for Vascular Surgery



JOSEPH S. COELLI

VIII: SATURDAY, DECEMBER 15TH H.13.30-13.45

"Aortic arch repair"

- Professor and Chief of Division of Cardiothoracic Surgery, Michael E. DeBakey Department of Surgery at Baylor College of Medicine
- Chief of Adult Cardiac Surgery at the Texas Heart Institute
- Past President, the American Association for Thoracic Surgery, the Denton A. Cooley Cardiovascular Surgical Society, the Southern Thoracic Surgical Association, the Michael E. DeBakey International Surgical Society and the Texas Surgical Society
- Recipient of: Antoine Marfan Award, Francis Robicsek Award, Michael E. DeBakey Excellence in Research Award



ERIC VERHOEVEN

IX: SATURDAY, DECEMBER 15TH H.17.20-17.35

"Technical lessons learned in over 1000 complex aortic endovascular procedures"

- University Professor of Vascular Surgery, Klinikum Nuremberg, Paracelsus Medical University Nuremberg, Germany
- Professor of Vascular Surgery, University of Leuven, Belgium
- Professor of Surgery, University of Lisbon, Portugal



HTDI 2018 scientific program, will include several stimulating and innovative workshops.

If you wish to participate, please note that:

- Registration to the meeting is mandatory to attend the workshops;
- The attendance to the workshops is free for all individuals registered to the meeting (no additional charge);
- To attend any workshop, it is mandatory to register online at www.aorticsurgery.it;
- The number of places for each workshop is limited. Registration to the workshops will be on a "first come, first served" basis.



PARACELSO ROOM 2

HANDS-ON WORKSHOP ON SIMULATORS Aortic arch debranching and repair

Practical course aimed at providing useful advice to those vascular and cardiac surgeons who want to deal with the aortic arch pathology.

Dec. 13th | 08:00-11:00 (1st Session)
Dec. 13th | 12:00-15:00 (2nd Session)

CONVENORS

Daniele Mascia, Paola Redaelli,
Alessandro Verzini

OBJECTIVES

The training will be focused on lifelike cases performed on pulsatile models and will give the opportunity to acquire manual and cognitive competences.

TOPICS

- Aortic arch clamping for SAT rerouting
- Aortic debranching
- Tailored-grafts for debranching setting-up

TARGET AUDIENCE

- Cardiac surgeons
- Vascular surgeons

NUMBER OF PARTICIPANTS

- 4 for each session

IN COLLABORATION WITH

GETINGE 

NINA ROOM

HANDS-ON WORKSHOP ON SIMULATORS Turning REVAR into an elective EVAR

Workshop aimed at improving the outcomes of treatment of RAAA.

Dec. 13th | 08:00-12:00 (1st Session)
Dec. 15th | 08:00-12:45 (2nd Session)

CONVENORS

Isabelle Van Herzeele, Zoran Rancic,
Ruy Fernandes e Fernandes, Barend Mees,
David Pakeliani, Felice Pecoraro,
Anders Wanhainen

OBJECTIVES

During the workshop participants will be able to treat a simulated RAAA by endovascular means under close supervision. The importance of the TEAM approach to manage RAAA successfully will be demonstrated and discussed.

TOPICS

- RAAA protocol including permissive hypotension
- Procedural steps for endoclamping
- REVAR using the double balloon technique
- TEAM approach during RAAA management

TARGET AUDIENCE

- Vascular surgeons
- Vascular surgery residents

NUMBER OF PARTICIPANTS

- 12 for each session

IN COLLABORATION WITH

Medtronic



PARACELSO ROOM 1

**HANDS-ON WORKSHOP
ON SIMULATORS
Open AAA repair**

*Practical course aimed at providing the skills
for the surgical treatment of AAA.*

Dec. 13th | 08:00-11:00 (1st Session)

Dec. 13th | 12:00-15:00 (2nd Session)

CONVENORS

Daniele Mascia, Alessandro Alessi Innocenti,
Franco Codispoti, Marco Franchin,
Giorgio Poletto

OBJECTIVES

The training will be focused on lifelike cases performed on pulsatile models and will give the opportunity to acquire manual and cognitive competences. It will be structured on a step-by-step learning of basic and complex techniques under the supervision of experienced tutors.

TOPICS

- Aorto-aortic bypass
- Supra renal clamping with renal perfusion
- Inferior mesenteric artery reimplantation

TARGET AUDIENCE

- Vascular surgeons
- Vascular surgery residents

NUMBER OF PARTICIPANTS

- 16 for each session

IN COLLABORATION WITH

GETINGE 

ARRHYTHMOLOGY ROOM

**WORKSHOP
Advanced Aortic Procedure -
Italian Expert Meeting (IEM)**

f-EVAR & b-EVAR: how to do it.

Dec. 13th | 10:00-13:00

CONVENORS

Mauro Gargiulo, Massimo Lenti,
Germano Melissano, Carlo Pratesi

OBJECTIVES

At the end of the workshop participants will be able to better understand the recent developments in the treatment of complex aortic pathologies with fenestrated and branched endografts.

TOPICS

- Solutions to serious complications after complex f-EVAR/b-EVAR
- How to prevent SCI
- Prevention of complications in organ hypoperfusion
- Technical aspects of the procedures

TARGET AUDIENCE

- Vascular surgery specialists
- Vascular surgery residents

NUMBER OF PARTICIPANTS

- By invitation only

NINA ROOM

**HANDS-ON WORKSHOP
ON SIMULATORS
EVAR**

*Training on endovascular basics for
treatment of AAA.*

Dec. 13th | 13:00-15:00 (1st Session)

Dec. 13th | 16:00-18:00 (2nd Session)

CONVENORS

Luca Bertoglio, Emiliano Chisci, Aaron Fargion,
Enrico Gallitto, Matteo Orrico, Sara Segreti

OBJECTIVES

The aim of this course is to train young vascular surgeons on endovascular basics of standard treatment of AAA and give them access to simulators in order to improve their skills in a practical and modern way. The course is structured on a step-by-step learning of basic and complex techniques, under the supervision of experienced tutors.

TOPICS

- How to choose the correct graft
- What is needed to perform an EVAR
- How to do EVAR (Simbionix simulator)

TARGET AUDIENCE

- Vascular surgeons
- Vascular surgery residents

NUMBER OF PARTICIPANTS

- 12 for each session

IN COLLABORATION WITH

Medtronic



PINTA ROOM

**HANDS-ON WORKSHOP
New frontiers in the treatment
of DVT: from pharmacological
therapy to endovascular treatment**

*Indications, techniques, tips & tricks and
current evidence.*

Dec. 13th | 16:00-18:00

CONVENOR

Domenico Baccellieri

OBJECTIVES

At the end of the course participants will be able to identify ideal cases for stenting, to perform stenting procedures, to build a deep vein reconstructive center.

TOPICS

- Definition, etiology and pathophysiology of venous obstruction
- Current guidelines for DVT treatment
- How to build deep vein reconstructive center
- Indication and patients selection for stenting
- Materials, tips & tricks for venous recanalization
- Stenting in post-thrombotic syndrome
- Stenting in NIVL

TARGET AUDIENCE

- Vascular surgeons
- Angiologists
- Vascular surgery residents

NUMBER OF PARTICIPANTS

- 15

IN COLLABORATION WITH

 **BD**  **BARD**
has joined BD



PINTA ROOM

WORKSHOP
**How to write a paper...
that gets published**

How to approach scientific paper and publishing process, in order to be published on the best peer-reviewed journals, taught by the Editors.

Dec. 14th | 08:00-10:00

CONVENORS

James H. Black III, Nabil Chakfè,
Florian Dick, Olivier A. Goëu-Brissonière,
Philippe Kolh, Janet Powell, Eric Verhoeven

OBJECTIVES

To get your research published in a scientific journal not only you must have something important to say but you must also know how to present it. Reviewers want to be able to assess quickly whether a paper is worthy of publication and the structure and readability of the paper is immensely important.

TOPICS

- How to approach the various sections of a scientific paper - abstract, introduction, methods, results, discussion and references
- How to write case reports and reviews
- The publishing process - the role of the editor, assessor, publisher, house style and electronic publishing

TARGET AUDIENCE

- Medical doctors

NUMBER OF PARTICIPANTS

- 20

UNIVERSITY ROOM 1

HANDS-ON WORKSHOP ON SIMULATORS
For AAA and Iliac Branched Devices
platform

Endovascular treatment for the aorto-iliac aneurysmatic pathology.

Sessions Dec. 14 th	Sessions Dec. 15 th
1 st 08:00-10:00	5 th 08:00-10:00
2 nd 10:45-12:45	6 th 10:45-12:45
3 rd 14:30-16:30	7 th 14:30-16:30
4 th 17:15-19:15	

CONVENORS

Michele Antonello, Gian Luca Canu,
Emiliano Chisci, Carlo Coscarella, Rocco Giudice,
Giacomo Isernia, Sergio Losa, Claudio Novali,
Gioele Simonte, Filippo Turini

OBJECTIVES

The aim of the workshop is to develop the technical skills of the participants, in order to achieve a successful endovascular treatment for the aorto-iliac aneurysmatic pathology with a preservation of the internal iliac artery through the implantation of a branched stent-graft.

TOPICS

- Evaluate the characteristics of the AAA + IBD platform
- Correctly plan and size an AAA + IBD procedure according to the IFU
- Implant the devices with an electronic simulator in order to identify all the respective procedural steps
- Review the procedure performed with a Q&A session with the tutors

TARGET AUDIENCE

- Medical doctors

NUMBER OF PARTICIPANTS

- 4 for each session

IN COLLABORATION WITH

PARACELSO ROOM

HANDS-ON WORKSHOP
Foam sclerotherapy: from
aesthetic to functional disease

An interactive (theoretical and practical) workshop regarding advanced techniques to perform foam sclerotherapy.

Dec. 14th | 08:00-10:00 (1st Session)
Dec. 14th | 10:45-12:45 (2nd Session)

CONVENORS

Marcelo Liberato de Moura, Attilio Cavezzi

OBJECTIVES

At the end of the course participants will be able to safely and effectively perform foam sclerotherapy in daily practice.

TOPICS

- Aesthetic phlebology
- Compression therapy (Post-procedure; C1 to C6)
- Catheter, tumescence and irrigation in saphenous treatment
- Venous Ulcer Treatment Protocol
- Practical workstation

TARGET AUDIENCE

- Vascular surgeons
- Angiologists
- Vascular surgery residents

NUMBER OF PARTICIPANTS

- 10 for each session

PINTA ROOM

WORKSHOP
Understanding Professional Guidelines

How do international Society Guidelines affect our everyday clinical practice.

Dec. 14th | 10:45-12:45

CONVENORS

Nabil Chakfè, Ronald L. Dalman,
Sebastian Debus, Alison Halliday,
Vicente Riambau, Melina Vega de Céniga,
Fabio Verzini, Anders Wanhainen

OBJECTIVES

The convenors have been personally involved in writing Society Guidelines both in Europe and in North America; they will share with the participants this exiting experience, highlighting what should be kept in mind from these important documents in everyday practice.

TOPICS

- Methodology: how ESVS guidelines are constructed
- Overview in current activities and visions in ESVS
- The rules of implementation, how to put them in practice
- Lessons learnt from ESVS guidelines for descending thoracic aorta, abdominal aorta, carotid and infections.

TARGET AUDIENCE

- Medical doctors

NUMBER OF PARTICIPANTS

- 20



PINTA ROOM

WORKSHOP
Negative pressure therapy in vascular surgery

Negative pressure: from prevention of surgical wounds complications in high risk patients to management of surgical complications. Is there a rationale of treatment?

Dec. 14th | 14:30-16:30

CONVENORS

Alessandro Corsi, Gaetano De Angelis, Ornella Forma, Giulia Vidotto

OBJECTIVES

At the end of the course participants will be able to understand the importance of using the negative pressure to treat surgical wounds and how adaptable is this treatment in different patients.

TOPICS

- Vascular wounds
- Complications in vascular wounds
- NPWT

TARGET AUDIENCE

- Vascular surgeons
- Vascular surgery residents

NUMBER OF PARTICIPANTS

- 10

PARACELSO ROOM

HANDS-ON WORKSHOP
Peripheral revascularization with the Omniflow graft

Practical course aimed at providing the skills for the surgical treatment of peripheral artery diseases with the Omniflow graft.

Dec. 14th | 14:30-16:30

CONVENOR

Enrico Rinaldi

OBJECTIVES

The training will be focused on lifelike cases performed on models. It will be structured on a step-by-step learning of different techniques under the supervision of experienced tutors. At the end of the course participants will be able to use the Omniflow graft for peripheral revascularization.

TOPICS

- Surgical treatment for peripheral artery diseases
- How to prepare the Omniflow graft
- When and how to use the Omniflow graft for peripheral revascularization

TARGET AUDIENCE

- Vascular surgeons
- Vascular surgery residents

NUMBER OF PARTICIPANTS

- 4

IN COLLABORATION WITH

PARACELSO ROOM

HANDS-ON WORKSHOP
Carotid endarterectomy

Practical course aimed at providing the skills for the surgical treatment of carotid endarterectomy.

Dec. 14th | 17:15-18:30

CONVENOR

Enrico Rinaldi

OBJECTIVES

The training will be focused on lifelike cases performed on models and will give the opportunity to acquire manual and cognitive competences. It will be structured on a step-by-step learning of basic and complex techniques under the supervision of experienced tutors. At the end of the course participants will be able to perform different techniques of carotid endarterectomy on models.

TOPICS

- Surgical treatment for carotid artery stenosis
- Different techniques of carotid endarterectomy

TARGET AUDIENCE

- Vascular surgeons
- Vascular surgery residents

NUMBER OF PARTICIPANTS

- 4

IN COLLABORATION WITH

VASCULAR SURGERY OUTPATIENT CLINIC

HANDS-ON WORKSHOP
Carotid duplex ultrasound

Practical execution of carotid duplex ultrasound on pathological patients. Evaluation of carotid plaque. Study of the flow and percentage of stenosis. The vertebral artery and pathological findings.

Dec. 15th | 08:00-10:00

CONVENORS

Domenico Astore, Diletta Loschi

OBJECTIVES

At the end of the workshop participants will be able to perform carotid duplex ultrasound.

TOPICS

- What is the PRF and how to adjust it
- How to correct the aliasing
- Steering and theta angle
- IMT and how it can be calculated
- Echogenicity and regularity of plaque surface
- Diameter of stenosis: morphological and fluximetric criteria
- Vertebral flow: subclavian steal, hypoplasia, distal occlusion, stenosis

TARGET AUDIENCE

- Vascular surgeons
- Angiologists
- Cardiologists
- General surgeons
- Vascular surgery residents

NUMBER OF PARTICIPANTS

- 5



VASCULAR SURGERY OUTPATIENT CLINIC

HANDS-ON WORKSHOP
Venous duplex ultrasound

Practical execution of venous duplex ultrasound on pathological patients. Evaluation of deep venous circle. Great and short saphenous vein incompetence. Venous mapping of the lower limb.

Dec. 15th | 10:45-12:45

CONVENORS

Federico Annoni, Matteo Bossi

OBJECTIVES

At the end of the workshop participants will be able to perform venous duplex ultrasound.

TOPICS

- What is the PRF and how to adjust it
- How to correct the aliasing
- Steering and theta angle
- DVT and CUS
- Post thrombotic syndrome
- Great and short saphenous vein incompetence
- Perforating vein incompetence
- Venous mapping of the lower limb

TARGET AUDIENCE

- Vascular surgeons
- Angiologists
- General surgeons
- Vascular surgery residents

NUMBER OF PARTICIPANTS

- 5

PINTA ROOM

WORKSHOP
Deep Venous Thrombosis

Treating Deep Venous Thrombosis - Advances and challenges.

Dec. 15th | 10:45-12:45

CONVENOR

Armando Mansilha

OBJECTIVES

At the end of the course participants will be able to better understand the recent developments in the treatment of deep venous thrombosis on acute phase, for how long to extend the anticoagulation, prevention of recurrence and post-thrombotic syndrome, chronic venous outflow obstruction and venous stenting.

TOPICS

- Acute and extended treatment
- Efficacy and safety of DOACs
- Thrombophilia screening
- Venous stenting

TARGET AUDIENCE

- Vascular surgeons
- Vascular surgery residents

NUMBER OF PARTICIPANTS

- 15

PARACELSO ROOM

HANDS-ON WORKSHOP
New solutions for venous disease

Radiofrequency ablation, glue, venous stenting.

Dec. 15th | 10:45-12:45

CONVENORS

Domenico Baccellieri, Marzia Lugli

OBJECTIVES

At the end of the course participants will be able to identify ideal cases for radiofrequency ablation, glue occlusion of saphenous trunks, treatment of deep venous obstructions.

TOPICS

- Current evidence for RFA
- RFA of great saphenous vein
- RFA of small saphenous vein
- RFA of perforating veins
- Glue occlusion – Venous stenting
- Cannulation
- Tips & tricks for complex cases

TARGET AUDIENCE

- Vascular surgeons
- Angiologists
- Vascular surgery residents

NUMBER OF PARTICIPANTS

- 15

IN COLLABORATION WITH

Medtronic



PINTA ROOM

HANDS-ON WORKSHOP
ON SIMULATORS
When varicose veins are only the tip of the iceberg

Varicose veins and correlated deep venous disorders.

Dec. 15th | 14:30-16:30

CONVENORS

Oscar Maleti, Marzia Lugli

OBJECTIVES

At the end of the course participants should be aware about deep venous obstruction and reflux correction and have knowledge on IVUS technique.

TOPICS

- How to evaluate superficial incompetence and associated deep venous disorders
- How to treat venous obstruction
- Vein stenting: how to start
- IVUS: understanding the images. How to do it
- Deep venous reflux correction: understanding the different kinds of procedures

TARGET AUDIENCE

- Vascular surgeons
- Vascular surgery residents

NUMBER OF PARTICIPANTS

- 8



PARACELSO ROOM

HANDS-ON WORKSHOP **Graduated compression for vein and lymphatic disease**

*Evidence based session on graduated
compression.*

Dec. 15th | 14:30-16:30

CONVENORS

Domenico Baccellieri, Sergio Giancesini

OBJECTIVES

Participants will receive recent update on current evidence in compression and at the end of the course will be able to perform compressive therapies for vein and lymphatic diseases, to decide pressure and stiffness.

TOPICS

- Current evidence for compression
- Instruction for right compression
- Pressure and stiffness
- Adjustable velcro devices
- Hands-on compression

TARGET AUDIENCE

- Vascular surgeons
- Angiologists
- Vascular surgery residents

NUMBER OF PARTICIPANTS

- 20





LOCAL

Luca Apruzzi	Andrea Giacomini
Domenico Astore	Alessandro Grandi
Domenico Baccellieri	Giuseppe Iaci
Luca Bertoglio	Andrea L. Kahlberg
Andrea Blasio	Elisabetta Lapenna
Matteo Bossi	Diletta Loschi
Nicola Buzzatti	Daniele Mascia
Niccolò Carta	Germano Melissano
Alessandro Castiglioni	Andrea Melloni
Roberto Chiesa	Fabrizio Monaco
Giuseppe Cilli	Paolo Parise
Gaetano De Angelis	Paola Redaelli
Michele De Bonis	Enrico Rinaldi
Francesco De Cobelli	Riccardo Rosati
Ubaldo Del Carro	Sara Spelta
Paolo Denti	Massimo Venturini
David Ferrara	Alessandro Verzini
Ornella Forma	Giulia Vidotto



ITALIAN

Giancarlo Accarino Salerno	Laura Capoccia Roma
Domenico Alberti Roma	Maurizio Cariati Milano
Alessandro Alessi Innocenti Firenze	Gianpaolo Carrafiello Milano
Bruno Amato Napoli	Patrizio M. Castelli Varese
Federico Annoni Milano	Attilio Cavezzi San Benedetto del Tronto AP
Carlo Antona Milano	Emiliano Chisci Firenze
Michele Antonello Padova	Efrem Civilini Rozzano MI
Andrea Ascoli Marchetti Roma	Franco Codispoti Roma
Guido Bajardi Palermo	Giovanni Colacchio Acquaviva delle Fonti BA
Vittorio Baratta Cremona	Alessandro Corsi Firenze
Domenico Benevento Siena	Alberto Corsini Milano
Raffaella Berchiolli Pisa	Carlo Coscarella Roma
Stefano Bonardelli Brescia	Emidio Costantini Busto Arsizio VA
Maria Grazia Bordoni Rozzano MI	Raffaello Dallatana Milano
Raoul Borioni Roma	Gianmarco de Donato Siena
Umberto M. Bracale Napoli	Ruggero De Paulis Roma
Stefano Camparini Cagliari	Roberto Di Bartolomeo Bologna
Gian Luca Canu Sondrio	Luca Di Marzo Roma



ITALIAN

Vittorio Dorrucchi
Mestre VE

Giampiero Esposito
Bari

Gianfranco Fadda
Nuoro

Gianluca Faggioli
Bologna

Aaron Fargion
Firenze

Fiore Ferilli
Terni

Mauro Ferrari
Pisa

Ciro Ferrer
Roma

Marco Franchin
Varese

Antonio Freyrie
Parma

Paolo Frigatti
Udine

Dalmazio Frigerio
Vimercate MB

Alessandro Frigiola
San Donato Milanese MI

Alberto Froio
Monza

Andrea Gaggiano
Asti

Enrico Gallitto
Bologna

Amando Gamba
Lecco

Mauro Gargiulo
Bologna

Luca Garriboli
Negrar VR

Roberto Gattuso
Roma

Guido Gelpi
Milano

Stefano Gennai
Modena

Gino Gerosa
Padova

Sergio Giancesini
Ferrara

Alessia Giaquinta
Catania

Rocco Giudice
Roma

Bruno Gossetti
Roma

Franco Grego
Padova

Giulio Illuminati
Roma

Francesco Intrieri
Cosenza

Arnaldo Ippoliti
Roma

Luigi Irace
Roma

Giacomo Isernia
Perugia

Antonio Maria Jannello
Negrar VR

Gaetano La Barbera
Palermo

Gaetano Lanza
Castellanza VA



ITALIAN

Massimo Lenti
Perugia

Sergio Losa
Sesto San Giovanni MI

Marzia Lugli
Modena

Oscar Maletti
Modena

Nicola Mangialardi
Roma

Enrico M. Marone
Pavia

Massimo Massetti
Roma

Raul E. Mattassi
Castellanza VA

Lorenzo Menicanti
San Donato Milanese MI

Maurizio Merlo
Torino

Roberto Mezzetti
Zingonia - Osio Sotto BG

Stefano Michelagnoli
Firenze

Pietro Mingazzini
Garbagnate Milanese MI

Irene Morelli
Padova

Claudio Muneretto
Brescia

Francesco Musumeci
Roma

Giovanni Nano
San Donato Milanese MI

Franco Nessi
Torino

Claudio Novali
Cuneo

Matteo Orrico
Roma

Davide Pacini
Bologna

Giancarlo Palasciano
Siena

Domenico Palombo
Genova

Bianca Pane
Genova

Felice Pecoraro
Palermo

Flavio Peinetti
Aosta

Gabriele Piffaretti
Varese

Alessandro Pini
Milano

Giorgio Poletto
Rozzano MI

Carlo Pratesi
Firenze

Giovanni Pratesi
Roma

Raffaele Pulli
Bari

Mauro Rinaldi
Torino

Luigi Rizzo
Roma

Sonia Ronchey
Roma

Denis C. Rossato
Torino



ITALIAN

Carlo Ruotolo
Napoli

Claudio F. Russo
Milano

Enrico Sbarigia
Roma

Alberto Scuro
Verona

Sara Segreti
San Donato Milanese MI

Francesco Setacci
Treviso

Roberto Silingardi
Modena

Gioele Simonte
Perugia

Pasqualino Sirignano
Roma

Anna Maria Socrate
Legnano MI

Francesco Speziale
Roma

Francesco Spinelli
Roma

Rita Spirito
Milano

Pierluigi Stefano
Firenze

Francesco Stillo
Roma

Francesco Talarico
Palermo

Maurizio Taurino
Roma

Giovanni Tinelli
Roma

Santi Trimarchi
San Donato Milanese MI

Yamume Tshomba
Roma

Filippo Turini
Firenze

Pierfrancesco Veroux
Catania

Fabio Verzini
Perugia

Adriana Visonà
Castelfranco Veneto TV



EUROPEAN

Jean-Marc Alsac
Paris, France

Leo A. Bockeria
Moscow, Russia

Ludovic Canaud
Montpellier, France

Nabil Chakfé
Strasbourg, France

Laurent Chiche
Paris, France

Marc Coggia
Boulogne-Billancourt, France

Tina Cohnert
Graz, Austria

Martin Czerny
Freiburg, Germany

Lazar B. Davidovic
Beograd, Serbia

Gert de Borst
Utrecht, The Netherlands

Sebastian Debus
Hamburg, Germany

Florian Dick
St. Gallen, Switzerland

Christian D. Etz
Leipzig, Germany

Ruy Fernandes e Fernandes
Lisboa, Portugal

Jorge Fernandez Noya
Santiago de Compostela, Spain

Athanasios D. Giannoukas
Larissa, Greece

Olivier A. Goëau-Brissonnière
Boulogne-Billancourt, France

Alison Halliday
Oxford, UK

Michael J.H.M. Jacobs
Maastricht, The Netherlands

Heinz G. Jakob
Essen, Germany

Piotr Kasprzak
Regensburg, Germany

Tilo Kölbel
Hamburg, Germany

Philippe Kolh
Liège, Belgium

Igor Koncar
Beograd, Serbia

Álvaro Laranjeira Santos
Lisboa, Portugal

Armando Mansilha
Porto, Portugal

Tara M. Mastracci
London, UK

Barend Mees
Maastricht, The Netherlands

Luis Mendes Pedro
Lisboa, Portugal

Bijan Modarai
London, UK

David Pakeliani
Zürich, Switzerland

Giuseppe Panuccio
Münster, Germany

John Pepper
London, UK

Janet Powell
London, UK

Zoran Rancic
Zürich, Switzerland

Vicente Rimbau
Barcelona, Spain



EUROPEAN

Natzi Sakalihasan
Liège, Belgium

Hans-Joachim Schäfers
Homburg/Saar, Germany

Andrej Schmidt
Leipzig, Germany

Giovanni Torsello
Münster, Germany

Nikolaos Tsilimparis
Hamburg, Germany

Isabelle Van Herzele
Gent, Belgium

Marc van Sambeek
Eindhoven, The Netherlands

Melina Vega de Céniga
Galdakao-Usansolo, Spain

Eric Verhoeven
Nürnberg, Germany

Frank Vermassen
Gent, Belgium

Anders Wanhainen
Uppsala, Sweden



INTERNATIONAL

James H. Black III
Baltimore, MD - USA

Benjamin Chua
Singapore

Joseph S. Coselli
Houston, TX - USA

Ronald L. Dalman
Stanford, CA - USA

Marcelo Ferreira
Rio de Janeiro, RJ - Brazil

Mohamed Hosny
Cairo, Egypt

Karaoglan Liberato de Moura
Salvador, BA - Brazil

Marcelo Liberato de Moura
Salvador, BA - Brazil

Alan Lumsden
Houston, TX - USA

Michel S. Makaroun
Pittsburgh, PA - USA

Erica Mitchell
Portland, OR - USA

Firas F. Mussa
New York City, NY - USA

Gustavo S. Oderich
Rochester, MN - USA

Shigeyuki Ozaki
Tokyo, Japan

Chang Shu
Beijing, China

Benjamin W. Starnes
Seattle, WA - USA

James Tunncliffe
Cape Town, South Africa

Bashi V. Velayudhan
Chennai, India

Arno von Ristow
Botafogo, RJ - Brazil

HONORARY

Ottavio Alfieri
Milano, Italy

Angelo Argenterì
Milano, Italy

Piergiorgio Cao
Roma, Italy

Gianpaolo Cornalba
Milano, Italy

Giovanni Gandini
Torino, Italy

Wilhelm Sandmann
Duisburg, Germany

Carlo Setacci
Siena, Italy

Giovanni Simonetti
Roma, Italy



At **HOW TO DO IT 2018**, we would like to offer the opportunity to submit abstracts of scientific works or challenging cases/complications about open or endovascular treatment of:

- abdominal and thoracic aortic disease
- peripheral, carotid and venous disease

Medical school graduates of all nationalities, up to the age of 40, are allowed to present an abstract.

How to participate

All those interested in taking part may submit an abstract in English, the total length should be min. 1300 - max. 3500 characters (blank spaces and punctuation included).

The abstract - edited as per the following Abstract template form - must be sent by e-mail to the Organising Secretariat (info@aorticsurgery.it) by **October 12th, 2018**.

Competition and Prize

- Accepted abstracts will be published in the Annals of Vascular Surgery, a bi-monthly, peer-reviewed journal devoted to vascular diseases.
Editor-in-Chief: T.M. Sullivan, Minneapolis - USA
Editor: O. Göeau-Brissonnière, Paris - France
- Free registration to HTDI 2018 will be offered to presenting Authors of accepted abstracts, which will be discussed during the meeting as electronic poster (eposter).
- The presenting Author of the work selected as "Best ePosters" will have the opportunity to give an oral presentation during HTDI 2018 plenary sessions.
- Free registration to 23rd European Vascular Course - Maastricht 2019 will be offered to presenting Authors of first-, second- and third-classified eposters, by courtesy of EVC Directors.
- A contribution to cover travel/accommodation expenses to take part to the EVC2019 will be offered to presenting Authors of first-, second- and third- classified eposters.

To be sent by e-mail to the Organising Secretariat (info@aorticsurgery.it) by **October 12th, 2018**

PRESENTING AUTHOR

Name, Surname
Academic Degrees
Institution
Institution Address/Town
Department
Mobile phone
e-mail

ABSTRACT TITLE

ORDER OF AUTHORS

ABSTRACT TEXT

Introduction and Objective

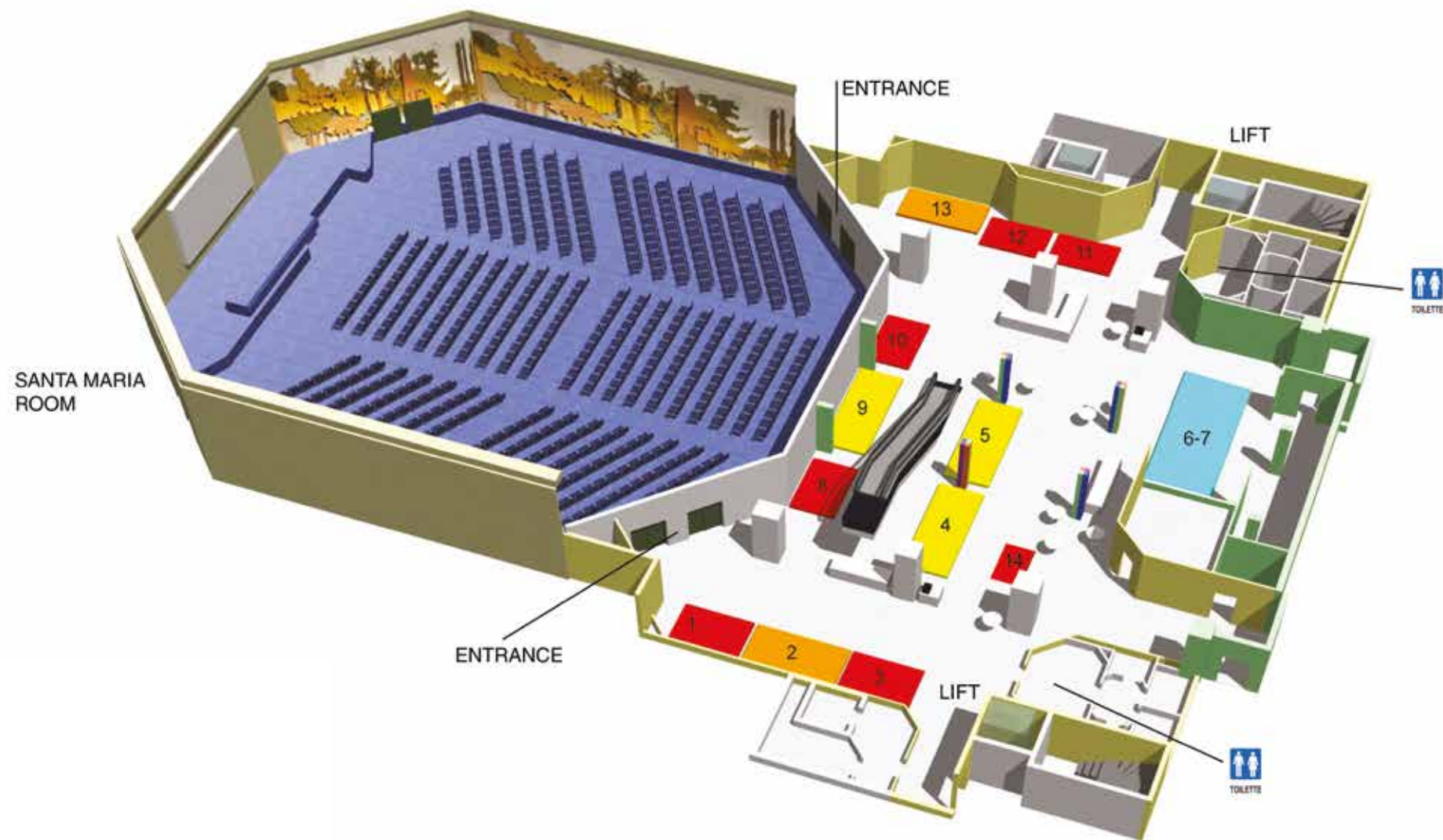
Methods

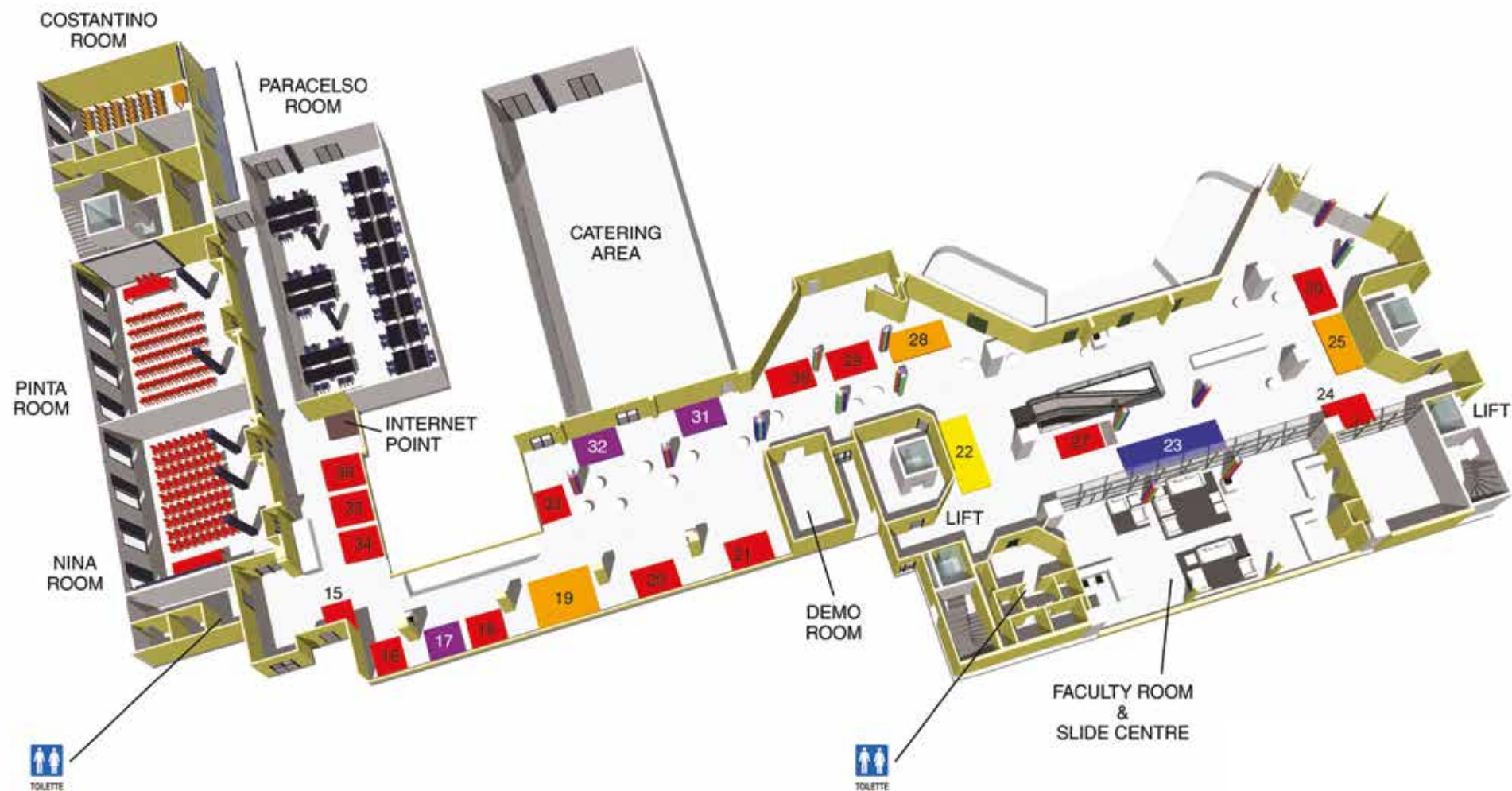
Results

Conclusions

In accordance with General Data Protection Regulation UE 2016/679 we declare that the holder of data processing is Achelois Srl. I authorize Achelois srl to handle my personal data for purposes strictly connected to the present and future registrations. Achelois srl declares that this data will not be divulged or delivered to third parties, that are not strictly involved in the event management.

Signature







Venue

San Raffaele Congress Centre

Address	Via Olgettina 58 20132 Milano IT
Airports	Milano Linate (MIL) - 7 km. Milano Malpensa (MXP) - 50 km. Orio al Serio (BGY) - 45 km.
Railway Stations	Milano Centrale - 8 km. Milano Cadorna - 11 km. Milano Garibaldi - 10 km.
Subway	Green line - Cascina Gobba station People mover shuttle to San Raffaele Hospital
Bus	Line 925 (3 rd stop)
Parking	indoor and outdoor pay parkings



All Destinations



Information



Parking-Cash



Taxi



Bus stop 925



Subway



San Raffaele Conference Room



Convention Center



Hotel



Organising Secretariat

Achelois - Professional Congress Organiser
Via Olgettina 58 - 20132 Milano IT

Sponsors management

Elena Del Boca
☎ +39 02 2643 2454
✉ elena.delboca@achelois.eu

Stefania Grassi

☎ +39 02 2643 3700
✉ stefania.grassi@achelois.eu

Faculty management

Linda Isella
☎ +39 02 2643 6227
✉ linda.isella@achelois.eu

Registration

To register, please visit the official website www.aorticsurgery.it

	BEFORE OCTOBER 7 th , 2018	AFTER OCTOBER 7 th , 2018
STANDARD RATE	€ 488,00	€ 585,00
MEMBERS *	€ 400,00	€ 488,00
REDUCED RATE **	€ 400,00	€ 488,00
PERFUSIONISTS	€ 100,00	€ 210,00
STUDENTS & RESIDENTS ***	free of charge	free of charge

VAT INCLUDED

* *Members of*
Italian Society for Vascular and Endovascular Surgery (SICVE), Société de Chirurgie Vasculaire et Endovasculaire de Langue Française (SCVE), European Society for Cardiovascular and Endovascular Surgery (ESCVS), Sociedade Brasileira de Angiologia e Cirurgia Vascular (SBACV), Italian Society for Cardiac Surgery (SICCH), Italian Association of Cardiothoracic Anesthesiologists (ITACTA), Italian College of Interventional Radiology (ICIR)

** *Registered participants to 2018 edition of Aortic Live, CICE, CIV-World, EVC, Imac, LINC, Porto Vascular Conference, SITE, VeithSymposium, (attendance certificate is required)*

*** *A certification from the Institute will be requested*

Educational Grants

To receive information about benefit from industry grants for your participation, please write to: info@aorticsurgery.it

Ethical MedTech compliant



PLATINUM



Medtronic

GOLD



SILVER



BRONZE



STANDARD





PARTNERS



THE VASCULAR WORLD IS COMING TOGETHER
IN NEW YORK THIS NOVEMBER.
AND YOU'RE INVITED.

Tuesday, November 13 - Saturday, November 17, 2018



REGISTER NOW!

www.VEITHsymposium.org

This activity has been approved
for AMA PRA Category 1 Credits.

LOCATION: New York Hilton - Midtown
1335 Avenue of the Americas
(between 53rd and 54th Streets)

Sponsored by
 Cleveland Clinic

Para la información en Español, visita por favor: www.VEITHsymposium.org/Español

View the entire 2017 VEITH symposium ON DEMAND: www.veithondemand.com



March 10-12
2019

Maastricht
the Netherlands

23rd European Vascular Course

Save the date!

Please visit
www.vascular-course.com



LINC

Leipzig Interventional Course | 22.1.–25.1.2019

Save the date!
30.1.–2.2.2018

Deadline for submission
will be October 21, 2018

Venue: Trade Fair Leipzig,
Germany

Submit your abstract for LINC 2019!

At LINC 2019, we would like to offer the opportunity to submit abstracts for the following categories: Original research, challenging cases/complications, clinical trial updates, and innovation forum.

For the categories original research and challenging cases/complications the admission fee for the presenting author for LINC 2019 will be reduced to 350,00 Euro.

Live case transmission · Symposia · Complication session · Poster session
For more information: www.leipzig-interventional-course.com · Course Organisation: www.cong-o.com



13th International Symposium
on Endovascular Therapeutics


ENDO VASCULAR
FOUNDATION

Status Update on Key Points & Beyond

• • •

27th - 29th MARCH 2019
Barcelona – Spain, School of Medicine, University of Barcelona

www.sitesymposium.com



CIV
WORLD
CHALLENGES & INNOVATIONS IN VASCULAR WORLD

DECEMBER 7-8TH
2018
MÉRIDIEN
PARIS
ÉTOILE

www.civ-world.org

PORTO
VASCULAR
CONFERENCE
2019



16–18 May 2019



Numerous live cases, endovascular and open aortic interventions, performed by internationally renowned experts from both worlds



www.aortic-live.com

imac
INTERVENTION
MASTER AORTIC COURSE

4-6, OCTOBER, 2018

Dusit Thani LakeView Hotel, Cairo

Course Director

Dr. Mohamed Hosny

Course Co-Directors

"in alphabetical order"

Dr. Ahmed Gamal
Dr. Khaled Shawky
Dr. Sherif Essam
Dr. Sherif Omer Kerdawi



www.imacourse.com

Intervention Master Aortic Course - IMAC





www.aorticsurgery.it

